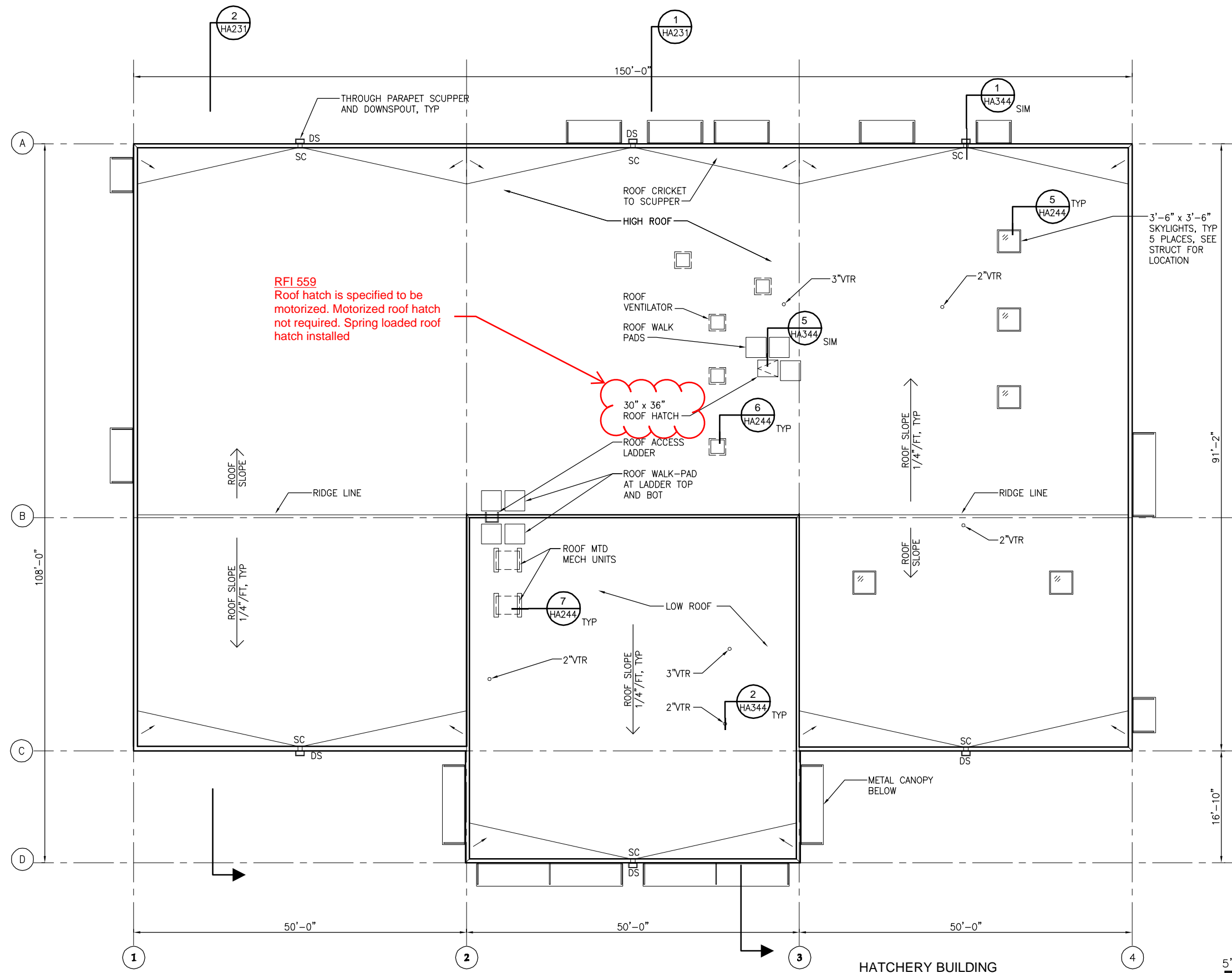


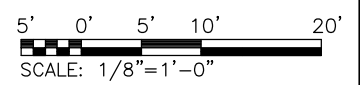
CJH Roof Membrane Replacement RFP Questions and Answers as of April 15, 2024

- Do you have a link to the Drawings and Specifications for this project?
 - The dimensions of the roofs are included in the original RFP. The as-builts for the hatchery and admin building are at the end of this document.
- Are you open to using 60 mil PVC rather than TPO?
 - TPO is specifically what we would like to use.
- Are we tearing off the existing roofing membrane?
 - Yes, the existing roofing membrane will need to be removed by the chosen contractor.
- Is Firestone/Elevate an approved manufacturer for the material?
 - There is not a list of approved material manufacturers for this job; that would be up to the contractor.
- The Admin Bldg, the slanted daylight roof, is that included to be replaced?
 - No, that is not to be included to be replaced.
- Was there an asbestos test performed?
 - No, due to this building being only 13 years old.
- Are we removing just the membrane or are we removing to the deck of the roof? And in that case, are we installing ISO?
 - Only the membrane is to be removed. However, there could be places where the structure of the roof may be compromised. Those places should be repaired if reasonable to do so. That is one of the reasons a site visit is required for this job.
- I see it only calls for removing inside wall materials? Does this mean we don't have to remove the rest of the existing roof and 1/2" recovery board will be installed over it?
 - The existing roof will mostly remain intact, though there are places of the roof that could be compromised and would need to be addressed.
- I assume we will be able to do core samples on the day we do a walk through?
 - There are places on the roof where the composition can be viewed without having to do a core sample. However, if that doesn't answer the question, we can discuss details of a core sample during the walk through.



RFI 559
 Roof hatch is specified to be motorized. Motorized roof hatch not required. Spring loaded roof hatch installed

HATCHERY BUILDING
 ROOF PLAN
 1/8" = 1'-0"



Path: S:\CADD\3450002\HATCHERY\HATCHERY\HATCHERY.dwg Plot date: Aug 25, 2010 - 08:05:43am CAD User: jff.mcke.
 Xref Filename: | HA2 RP | HK_TB | CSMA-MN |

REV	DATE	DES	CHECK	APPROVALS	REVISION DESCRIPTION

DATE: NOV 2009
 DESIGNED: SSK
 DRAWN: SSK
 CHECKED: MMB
 APPROVED: JCM


TETRA TECH
 www.tetrattech.com
 1420 Fifth Avenue, Suite 600
 Seattle, Washington 98101
 Phone: 206-883-9300 Fax: 206-883-9301

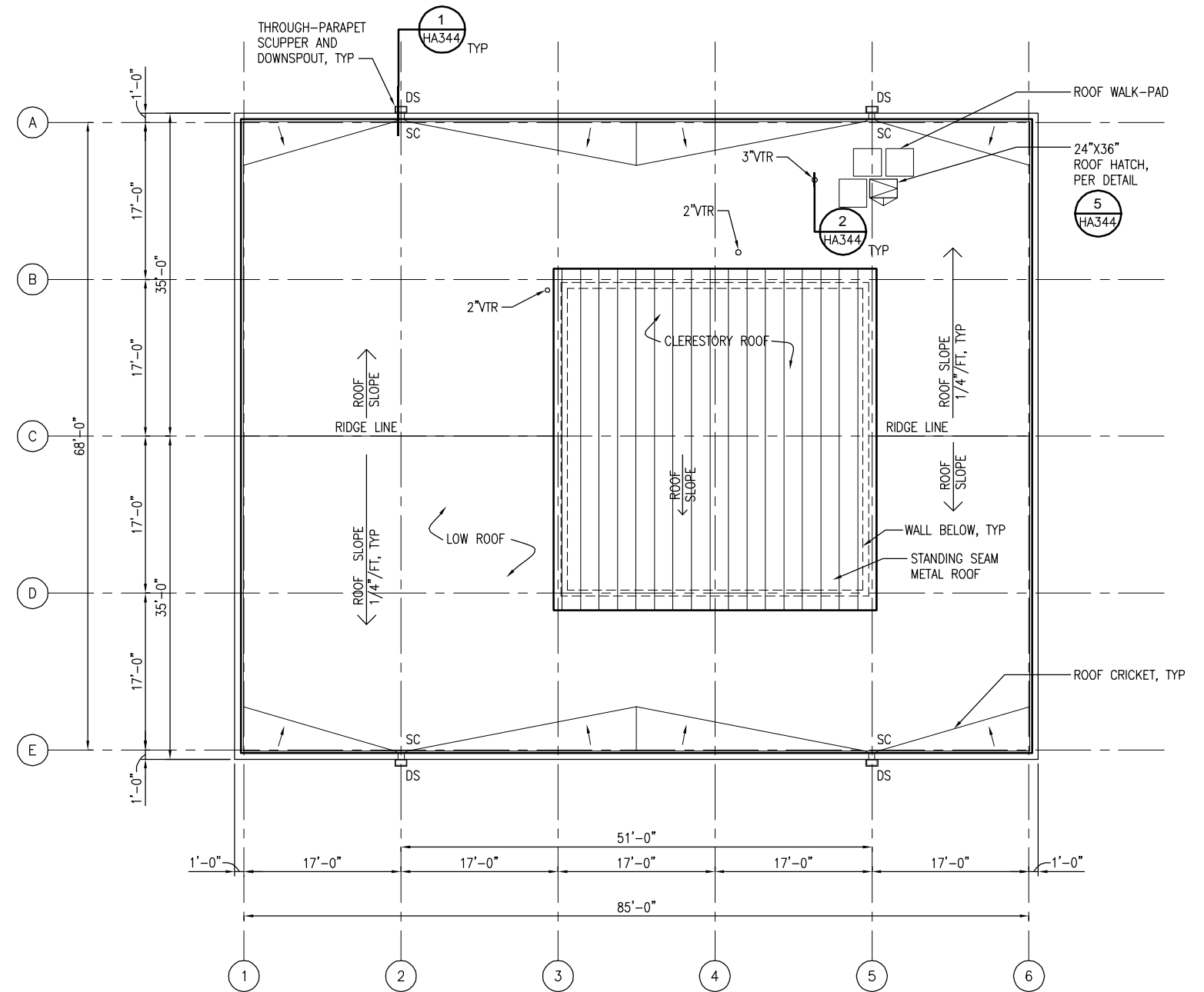
PROJECT RECORD DRAWINGS
 4/1/13



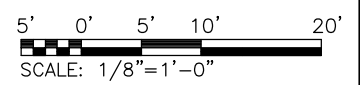
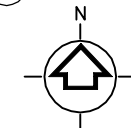
COLVILLE CONFEDERATED TRIBES
 CHIEF JOSEPH HATCHERY
**HATCHERY BUILDING
 ROOF PLAN**

FILE NO:	HA213
PROJECT NO:	3450002
DWG NO:	HA213
SHEET:	OF

RFI 570
 Membrane roof changed to fully
 mechanically fastened roof system.
 Exposed fasteners are not acceptable



OFFICE BUILDING
 ROOF PLAN
 1/8" = 1'-0"




Path: S:\CADD\34500002\HATCHERY\HA313.dwg Plot date: Aug 25, 2010 - 08:10:28am CAD User: jff, mcke.
 Xref Filename: | ha3_0r | | ha3_TB | HA314 | (SMA-MIN) |

REV	DATE	DES	CHECK	APPROVALS	REVISION DESCRIPTION

DATE: NOV 2009
 DESIGNED: SSK
 DRAWN: SSK
 CHECKED: MMB
 APPROVED: JCM

TETRA TECH
 www.tetrattech.com
 1420 Fifth Avenue, Suite 600
 Seattle, Washington 98101
 Phone: 206-883-9300 Fax: 206-883-9301

PROJECT RECORD DRAWINGS
 4/1/13



COLVILLE CONFEDERATED TRIBES
 CHIEF JOSEPH HATCHERY
 OFFICE BUILDING
 ROOF PLAN

FILE NO:	HA313
PROJECT NO:	3450002
DWG NO:	HA313
SHEET:	OF